

**CUSTOMER ASSISTANCE GUIDE
PERMIT APPLICATION SUBMITTAL REQUIREMENTS**

SOLAR ARRAYS

- Please read all of the following information.
- The following is a check list. You must have a “checkmark” in all the sections listed below prior to submitting your application.

_____ “Affidavit of Exemption” (See attached form) If you are hiring a contractor to construct your structure, and they have workers’ compensation, have the contractor or their insurance carrier provide us with a “Certificate of Insurance” showing proof of such. If the homeowner or a contractor without workers’ compensation is constructing the structure, the attached form must be completed and notarized.

_____ 2 (two) complete sets of drawings that show the design and construction including all material and system components.

_____ Site plan showing location of major components on the property: This drawing need not be exactly to scale, but it should represent relative location of components and structures at site.

_____ Electrical worksheets showing PV array configuration, wiring system, overcurrent protection, inverter, disconnects, required signs, and utility interconnection detail. Include a three line diagram. Wiring shall be in compliance with the National Electrical Code, specifically Articles 690 and 705.

_____ Specification sheets and installation manuals (if available) for all major PV system components such as, PV modules, dc-to-dc converters, inverters, and mounting systems.

_____ Where a solar array is installed on an existing structure, provide an engineering report from a Pennsylvania registered design professional verifying that the structure will safely support the additional load in compliance with International Residential Code Section R301.1. Provide an attachment detail.

_____ Workers compensation insurance certificate or an affidavit of exemption.

_____ Completed permit application.

MDIA will review plans submitted to determine code compliance. If the minimum submittal requirements are not met, we will ask the applicant to supply additional information. If the minimum requirements are met, the plans will be marked “approved”. A permit will be issued and the applicant will be notified of the inspection fees and when they can pick-up the permit at the Municipal Building. All fees shall be paid prior to the issuance of the permit. Then use the inspection procedures provided to have all of the required inspections performed.

INSPECTION PROCEDURES SOLAR ARRAYS

- Building permit must be posted on the site of the work and clearly visible from the road until completion of the project.
- Your approved plans must be available at all times for inspections. These are the plans that were submitted with your application and were marked "Approved" by the Building Code Official.
- The permit applicant or authorized agent is responsible for scheduling all inspections.
- **DO NOT schedule an inspection if the work is not ready!!!!**
- When scheduling an inspection, you must supply your permit number to the inspector.

PLEASE GIVE THREE (3) WORKING DAYS ADVANCE NOTICE

FOOTING INSPECTION WILL BE GIVEN PRIORITY

MIDDLE DEPARTMENT INSPECTION AGENCY, INC.

Free standing arrays:

1. Footing inspection – hole must be dug for support posts. The inspection must be approved prior to placing of concrete.

Inspector, Patrick Duffy

Phone, 1-800-922-6342

2. Electrical inspection
 - Trench inspection prior to backfill (if applicable)
 - Final electrical inspection

Inspector, Demeco Poindexter

Phone, 1-800-608-6342

3. Final inspection – when job is completely finished and after all other required inspections have been done and approved.

Inspector, Patrick Duffy

Phone, 1-800-922-6342

Structure mounted arrays:

1. Attachment inspection

Inspector, Patrick Duffy

Phone, 1-800-922-6342

2. Electrical inspection

Inspector, Demeco Poindexter

Phone, 1-800-608-6342

3. Final inspection – (may be combined with #1) when job is completely finished and after all other required inspections have been done and approved.

Inspector, Patrick Duffy

Phone, 1-800-922-6342

BEFORE DIGGING CALL 811 – SEE ATTACHED BROCHURE

Safe digging is
no accident!

Know what's
below.

Dial 8-1-1
before you dig.











Know what's below.
Dial 8-1-1 before you dig.



www.pa811.org

TEMPORARY MARKING GUIDELINES

	WHITE	Proposed Excavation
	PINK	Temporary Survey Markings
	RED	Electric Power Lines, Cables, Conduits and Lighting Cables
	YELLOW	Gas, Oil, Steam, Petroleum or Gaseous Materials, Hazardous Materials
	ORANGE	Communication, Alarm or Signal Lines, Cables or Conduits and Traffic Loops
	BLUE	Potable Water
	PURPLE	Reclaimed Water, Irrigation and Slurry Lines
	GREEN	Sewers and Drain Lines

The following information is needed when you call PA One Call System.

YOUR TELEPHONE NUMBER

YOUR MAILING ADDRESS
COUNTY - The name of the county where the work will take place
MUNICIPALITY - City, Township or Borough where the work will take place

THE ADDRESS WHERE THE WORK WILL TAKE PLACE
THE NEAREST INTERSECTING STREET TO THE WORK SITE
THE NAME OF A SECOND INTERSECTION NEAR THE WORK SITE

IS THE PROPOSED EXCAVATION AREA (WORK SITE) MARKED IN WHITE - Yes or No

OTHER INFORMATION THAT WOULD HELP THE LOCATOR FIND THE SITE - Clarifying information to specify the exact location of the dig

THE TYPE OF WORK BEING DONE

WHETHER THE WORK WILL TAKE PLACE IN: Street, Sidewalk, Public or Private Property
THE APPROXIMATE DEPTH YOU ARE DIGGING
THE EXTENT OF THE EXCAVATION - The approximate size of the opening, the length and width or diameter
THE METHOD OF EXCAVATION - How will the earth be moved

WHO IS THE WORK BEING DONE FOR

PERSON TO CONTACT IF THE UTILITIES HAVE QUESTIONS

THE CONTACT PERSON'S PHONE NUMBER - The phone number with area code for daytime contact

THE BEST TIME TO CALL

FAX NUMBER AND/OR EMAIL ADDRESS - The responses from the facility owners will be sent to you
SCHEDULED EXCAVATION DATE AND START TIME - not less than 3 business days or more than 10 business days.

DURATION OF A JOB - How long will the job take

ANY ADDITIONAL REMARKS YOU MAY HAVE

You will be given a 10 digit sendal number as confirmation of your call and our system will send you the responses from the utilities the morning of your scheduled excavation date via fax or email

What do we do?

We are the "Call before you dig!" company for all of Pennsylvania. If you plan to disturb the earth with powered equipment, you are required by Pennsylvania law to notify the underground utility companies of your intent to do so. Notification occurs by calling 8-1-1 or 1-800-242-1776, 24 hours of the day, every day of the year. Notification can also be done on our website at www.paonecall.org.

We will then notify the utility companies nearby of your intent to dig. The utility companies are responsible to mark where their underground lines are located with colored flags, paint or chalk.

Please Note:

- PA One Call does not mark utility lines.
- In some cases, the utility company may not mark the service lines you own.
- If you need your sewer drain cleared be sure to check www.paonecall.org/crossbore for Call Before You Clear information or call 811 for more information.

Why should you call?

Safe digging is no accident! If you are installing a fence or deck, or digging for a mailbox post, patio or other excavation project, it is important to know what's below. Dial 8-1-1 or 1-800-242-1776 before you dig. The utility companies do not want an accident, either. The best way to learn where underground utility lines are located is to call before you dig.

For more information, visit www.pa811.org



Homeowner Quick Tips

- One easy phone call to 8-1-1 three to ten business days before digging begins helps keep your neighborhood safe.
- Call on Monday or Tuesday if you plan to dig on Saturday or Sunday.
- The utility companies will mark where their underground lines are located with colored paint, flags or chalk.
- Do not remove the flags if you see them in your yard.
- Our service is no cost to homeowners.
- Did you hire someone to install your fence, deck or new patio? Ask to see the PA One Call serial number before allowing them to dig on your property.

The Excavator's Responsibility

- Dial 8-1-1 or 1-800-242-1776.
- Do not allow anyone to excavate on your property without calling.
- Always look for the markings on the ground before your dig date.
- If you do not see markings, do not allow anyone to dig. Wait for the lines to be marked by the utility.
- Whoever places the call will receive an email or fax with a list of facility owners who have marked or have not marked. Pay attention to this message.
- Respect the markings by not removing flags or disturbing the actual markings.
- Exercise care around the marked lines by hand digging.
- When the project is complete, the excavator should remove the flags or marks from the ground or pavement.
- Report mishaps by dialing 8-1-1. Report emergencies by dialing 9-1-1.

THIS FORM REQUIRES A NOTARY SEAL

AFFIDAVIT OF EXEMPTION

The undersigned affirm that he/she is not required to provide workers compensation insurance under the provisions of Pennsylvania's Workers' Compensation Law for one of the following reasons, as indicated:

_____ Property owner performing own work. If property owner does hire contractor to perform any work pursuant to building permit, contractor must provide proof of workers' compensation insurance to the municipality. Homeowner assumes liability for contractor compliance with this requirement.

_____ Contractor has no employees. Contractor prohibited by law from employing any individual to perform work pursuant to this building permit unless contractor provides proof of insurance to the municipality.

_____ Religious exemption under the Workers' Compensation Law. All employees of contractor are exempt from workers' compensation insurance (attach copies of religious exemption letter for all employees).

Signature of Applicant

County of _____

Municipality of _____

Subscribed, sworn to and
acknowledged before me by the above
_____ this _____ Day
of _____
20 _____.

SEAL

Notary Public