

**CUSTOMER ASSISTANCE GUIDE  
BUILDING PERMIT APPLICATION SUBMITTAL REQUIREMENTS**

**DECKS**

- Please read all of the following information.
- The following is a checklist. You must have a “checkmark” in all the sections listed below prior to submitting your application.

\_\_\_\_\_ “Affidavit of Exemption” (See attached form) If you are hiring a contractor to construct your deck, and they have workers’ compensation, have the contractor or their insurance carrier provide us with a “Certificate of Insurance” showing proof of such. If the homeowner or a contractor without workers’ compensation is constructing the deck, the attached form must be completed and notarized.

\_\_\_\_\_ A site plan showing the proposed deck, the width and length of the deck, the distances in feet, to the front, sides, rear property lines, and the height of floor surface above grade at highest point.

\_\_\_\_\_ Three (3) sets of construction drawings that show in detail code compliance for all of the work proposed, to include but not limited to the following information;

- \_\_\_\_\_ Floor joist size, species and grade of wood.
- \_\_\_\_\_ Floor joist spacing (16” or center, 24” on center etc:).
- \_\_\_\_\_ Span of floor joist (clear distance between supports).
- \_\_\_\_\_ Attachment to existing structure (bolts or lags, with sizes and spacing).
  - Ledger shall not be supported on brick or stone veneer.
  - Flashing detail.
- \_\_\_\_\_ Depth of post footing below finished grade. (shall be below frost line).
- \_\_\_\_\_ Guardrail height from floor of deck, (36” minimum)
- \_\_\_\_\_ Guardrail on stairs (34” minimum measured vertically from nose of tread).
- \_\_\_\_\_ Spacing of balusters. (maximum 4”).
- \_\_\_\_\_ Stairs – Riser height and tread depth. (Rise 8 ¼” maximum depth 9” minimum).
- \_\_\_\_\_ Stairs – Handrail height (from nose of tread, minimum 34”, maximum 38”).
- \_\_\_\_\_ Handrail grip size – if circular must have a cross section of 1 ¼” minimum to 2” maximum.
- \_\_\_\_\_ Width of stairs (36” minimum)
- \_\_\_\_\_ Lateral bracing detail.
- \_\_\_\_\_ Please refer to (AWC DCA 2015 – deck guide – 1804.pdf) for wood deck design.

\_\_\_\_\_ Completed building permit application.

MDIA will review plans submitted to determine code compliance. If the minimum submittal requirements are not met, we will ask the applicant to supply additional information. If the minimum requirements are met, the plans will be marked “approved”. A building permit will be issued and the applicant will be notified of the inspection fees and when they can pick-up the permit at the Municipal Building. All fees shall be paid prior to the issuance of the permit. Then use the inspection procedures provided to have all of the required inspections performed.



Safe digging is  
no accident!

Know what's  
below.

Dial 8-1-1  
before you dig.











Know what's below.  
Dial 8-1-1 before you dig.



www.pa811.org

### TEMPORARY MARKING GUIDELINES

	WHITE	Proposed Excavation
	PINK	Temporary Survey Markings
	RED	Electric Power Lines, Cables, Cords and Lighting Cables
	YELLOW	Gas, Oil, Steam, Air, Sewer, and Other Hazardous Materials
	ORANGE	Communications, Alarm or Signal Lines, Cables or Cords and Traffic Loops
	BLUE	Potable Water
	PURPLE	Reclaimed Water, Irrigation and Slurry Lines
	GREEN	Sewers and Drain Lines

The following information is needed when you call PA One Call System.

**YOUR TELEPHONE NUMBER**  
**YOUR MAILING ADDRESS**  
**COUNTY** - The name of the county where the work will take place  
**MUNICIPALITY** - City, Township or Borough where the work will take place  
**THE ADDRESS WHERE THE WORK WILL TAKE PLACE**  
**THE NEAREST INTERSECTING STREET TO THE WORK SITE**  
**THE NAME OF A SECOND INTERSECTION NEAR THE WORK SITE**  
**IS THE PROPOSED EXCAVATION AREA (WORK SITE) MARKED IN WHITE** - Yes or No  
**OTHER INFORMATION THAT WOULD HELP THE LOCATOR FIND THE SITE** - Clarifying information to specify the exact location of the dig  
**THE TYPE OF WORK BEING DONE**  
**WHETHER THE WORK WILL TAKE PLACE IN: Street, Sidewalk, Public or Private Property**  
**THE APPROPRIATE DEPTH YOU ARE DIGGING**  
**THE EXTENT OF THE EXCAVATION** - The approximate size in terms of the length and width or diameter  
**THE METHOD OF EXCAVATION** - How will the earth be removed?  
**WHO IS THE WORK BEING DONE FOR**  
**PERSON TO CONTACT IF THE UTILITIES HAVE QUESTIONS**  
**THE CONTACT PERSON'S PHONE NUMBER** - The phone number with area code for daytime contact  
**THE BEST TIME TO CALL**  
**FAX NUMBER AND/OR EMAIL ADDRESS** - The responses from the facility owners will be sent to you  
**SCHEDULED EXCAVATION DATE AND START TIME** - not less than 3 business days or more than 10 business days.  
**DURATION OF A JOB** - How long will the job take  
**ANY ADDITIONAL REMARKS YOU MAY HAVE**

You will be given a 10 digit serial number as confirmation of your call and our system will send you the responses from the utilities on the morning of your scheduled excavation date via fax or email

## What do we do?

We are the "Call before you dig!" company for all of Pennsylvania. If you plan to disturb the earth with powered equipment, you are required by Pennsylvania law to notify the underground utility companies of your intent to do so. Notification occurs by calling 8-1-1 or 1-800-242-1776, 24 hours of the day, every day of the year. Notification can also be done on our website at [www.paonecall.org](http://www.paonecall.org).

We will then notify the utility companies nearby of your intent to dig. The utility companies are responsible to mark where their underground lines are located with colored flags, paint or chalk.

### Please Note:

- PA One Call does not mark utility lines.
- In some cases, the utility company may not mark the service lines you own.
- If you need your sewer drain cleared be sure to check [www.paonecall.org/crossbore](http://www.paonecall.org/crossbore) for Call Before You Clear information or call 811 for more information.

## Why should you call?

Safe digging is no accident! If you are installing a fence or deck, or digging for a mailbox post, patio or other excavation project, it is important to know what's below. Dial 8-1-1 or 1-800-242-1776 before you dig. The utility companies do not want an accident, either. The best way to learn where underground utility lines are located is to call before you dig.

For more information, visit [www.pa811.org](http://www.pa811.org)



## Homeowner Quick Tips

- One easy phone call to 8-1-1 three to ten business days before digging begins helps keep your neighborhood safe.
- Call on Monday or Tuesday if you plan to dig on Saturday or Sunday.
- The utility companies will mark where their underground lines are located with colored paint, flags or chalk.
- Do not remove the flags if you see them in your yard.
- Our service is no cost to homeowners.
- Did you hire someone to install your fence, deck or new patio? Ask to see the **PA One Call** serial number before allowing them to dig on your property.

## The Excavator's Responsibility

- Dial 8-1-1 or 1-800-242-1776.
- Do not allow anyone to excavate on your property without calling.
- Always look for the markings on the ground before your dig date.
- If you do not see markings, do not allow anyone to dig. Wait for the lines to be marked by the utility.
- Whoever places the call will receive an email or fax with a list of facility owners who have marked or have not marked. Pay attention to this message.
- Respect the markings by not removing flags or disturbing the actual markings.
- Exercise care around the marked lines by hand digging.
- When the project is complete, the excavator should remove the flags or marks from the ground or pavement.
- Report mishaps by dialing 8-1-1. Report emergencies by dialing 9-1-1.

**THIS FORM REQUIRES A NOTARY SEAL**

**AFFIDAVIT OF EXEMPTION**

The undersigned affirm that he/she is not required to provide workers compensation insurance under the provisions of Pennsylvania's Workers' Compensation Law for one of the following reasons, as indicated:

\_\_\_\_\_ Property owner performing own work. If property owner does hire contractor to perform any work pursuant to building permit, contractor must provide proof of workers' compensation insurance to the municipality. Homeowner assumes liability for contractor compliance with this requirement.

\_\_\_\_\_ Contractor has no employees. Contractor prohibited by law from employing any individual to perform work pursuant to this building permit unless contractor provides proof of insurance to the municipality.

\_\_\_\_\_ Religious exemption under the Workers' Compensation Law. All employees of contractor are exempt from workers' compensation insurance (attach copies of religious exemption letter for all employees).

\_\_\_\_\_  
Signature of Applicant

County of \_\_\_\_\_

Municipality of \_\_\_\_\_

Subscribed, sworn to and  
acknowledged before me by the above  
\_\_\_\_\_ this \_\_\_\_\_ Day  
of \_\_\_\_\_  
20 \_\_\_\_\_.

**SEAL**

\_\_\_\_\_  
**Notary Public**